


211 [responses](#)

Summary [See complete responses](#)

Team name and Division

Hilltop Atom DON CHERRY'S MIDGET Trappers novice a Engraving Shoppe Trappers Blade Den Engraving Shoppe Trappers Engraving Shoppe Novice A Hilltop Atom House League RCL Engraving Shop Trappers Hill Top Varit ...

Level - Check One:



Level	Count	Percentage
House League	121	50%
Rep	88	42%

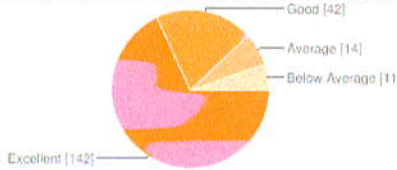
People may select more than one checkbox, so percentages may add up to more than 100%.

Email address (optional)

MATHESONS7@HOTMAIL.COM terrywojck@sympatico.ca terrywojck@sympatico.ca bcdhunter@sympatico.ca mcazabon2004@yahoo.ca davidmhunter@hotmail.com bcdhunter@sympatico.ca jham

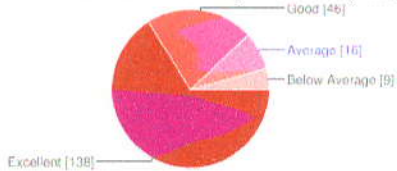
Team Coach Assessment:

1. Your coach is able to deal courteously and truthfully with parents?



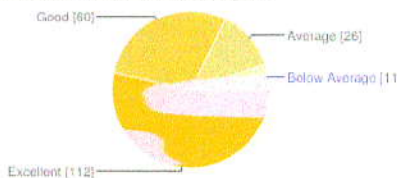
Category	Count	Percentage
Excellent	142	67%
Good	42	20%
Average	14	7%
Below Average	11	5%

2. Your coach is able to deal truthfully and courteously with players?



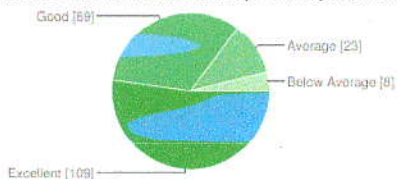
Category	Count	Percentage
Excellent	138	65%
Good	46	22%
Average	16	8%
Below Average	9	4%

3. Your coach is able to motivate players?



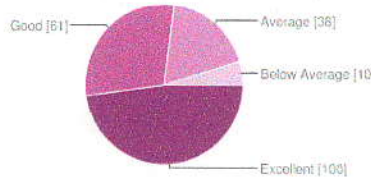
Category	Count	Percentage
Excellent	112	53%
Good	60	28%
Average	26	12%
Below Average	11	5%

4. Be able to teach fundamental skills (ie. how to pass, shoot, skate, etc...)?



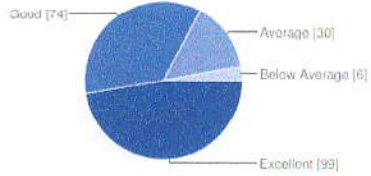
Category	Count	Percentage
Excellent	109	52%
Good	69	33%
Average	23	11%
Below Average	8	4%

5. Be able to teach how to play the game (systems, read and react, etc...)?



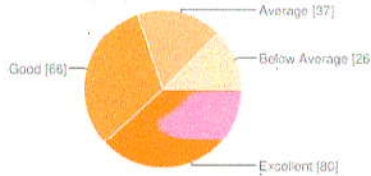
Excellent	100	47%
Good	61	29%
Average	38	18%
Below Average	10	5%

6. Be able to manage the game (ie. make adjustments on the fly, deal with referees, opposing coaches, clock management, etc...)?



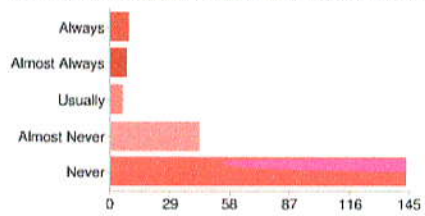
Excellent	99	47%
Good	74	35%
Average	30	14%
Below Average	6	3%

7. Is your team competitive in the league you play in?



Excellent	80	38%
Good	66	31%
Average	37	18%
Below Average	26	12%

8. Ice Time: Where there any concerns with the amount of ice time your son / daughter received during games/scrimmages?

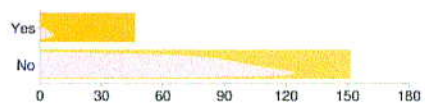


Always	9	4%
Almost Always	8	4%
Usually	6	3%
Almost Never	43	20%
Never	143	68%

9. Any suggestions/recommendations for next year?

BETTER TRAINING TO UNDERSTAND THE NDHL STRUCTURE wfmha should not promote 2 teams (that are below average) when there are only enough players at tryouts to only fill 2 teams, pick the strong and be competitive with other teams in the area. It is very tough for coaches to teach skill when the level of play varies from above average to well below average. Just a general comment. The coaching staff was very good this year. Very positive and fair in ice time. The coaching staff was very good this year 1) Better system for booking ice for practice (we had to book all of ours before league schedule ...


Would you like to be part of a coaching staff next year?



Yes	46	24%
No	151	78%

People may select more than one checkbox, so percentages may add up to more than 100%.

If yes, in which capacity?



Head Coach	13	29%
Assistant Coach	18	40%
Trainer	10	22%
Manager	15	33%

People may select more than one checkbox, so percentages may add up to more than 100%.


Thank you for taking the time to fill out this survey. Your input is very valuable to West Ferris Minor Hockey Association and will help us when making decisions in the future.

Player Online Survey:

Team Name and Division

trappers novice a Blade Den RCL Engraving Shoppe Trappers Hill Top Varsity North Bay Trappers Novice A Engraving Shop Novice A Engraving Shoppe hilltop variety atom Hilltop Variety
Atom West Ferris Promo Spor ...

Level - Check One:



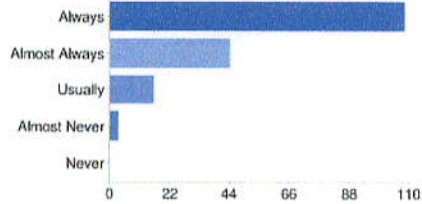
Level	Count	Percentage
House League	97	58%
Rep	71	42%

People may select more than one checkbox, so percentages may add up to more than 100%.

Email address (optional)

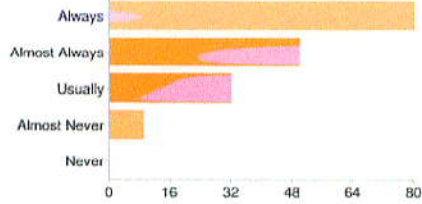
terrywojick@sympatico.ca bodhunter@sympatico.ca jhammy77@hotmail.com brooks_hockey_5@hotmail.com benoit.beausoleil@eacom.ca acrea

1. Do you enjoy being on the hockey team?



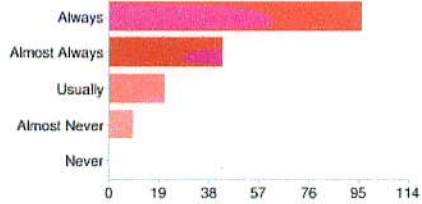
Response	Count	Percentage
Always	108	51%
Almost Always	44	21%
Usually	16	8%
Almost Never	3	1%
Never	0	0%

2. Are you learning more about hockey?



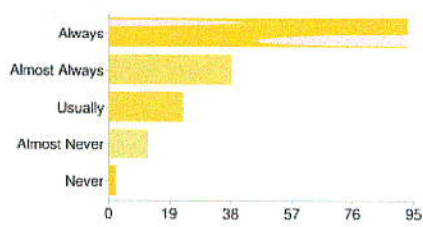
Response	Count	Percentage
Always	80	38%
Almost Always	50	24%
Usually	32	15%
Almost Never	9	4%
Never	0	0%

3. Are your hockey skills improving?



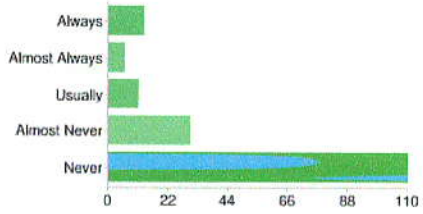
Response	Count	Percentage
Always	96	45%
Almost Always	43	20%
Usually	21	10%
Almost Never	9	4%
Never	0	0%

4. Did your coach make hockey fun?



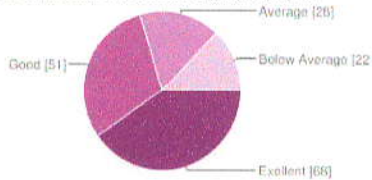
Always	93	44%
Almost Always	38	18%
Usually	23	11%
Almost Never	12	6%
Never	2	1%

5. Ice time: Were there any concerns with the amount of ice time you received during games/scrimmages?



Always	13	6%
Almost Always	6	3%
Usually	11	5%
Almost Never	30	14%
Never	110	52%

6. Is your team competitive in the league you play in?

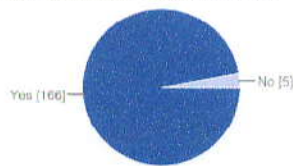


Excellent	68	32%
Good	51	24%
Average	28	13%
Below Average	22	10%

Any suggestions/recommendations for next year?

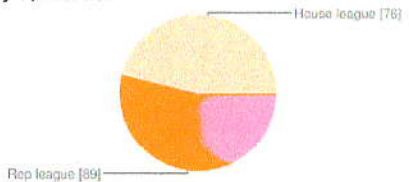
no Better uniforms I got more ice time as the year progressed. Some kids got less. Was not always equal but some kids are better than others and try harder, I would play again for the coach. He sometimes made me feel bad the way he talked to me but I think he meant well. He sometimes gets mad at players but we know it's not personal. I would play for Coach Dan again but would ask that he work on Ben (his son) becoming more of a team player and less of a one player show at times. I would have enjoyed being a hockey parent on this team if half of the crazy parents weren't there! Some of these Ign ...

Are you planning on playing hockey next year?



Yes	166	79%
No	5	2%

If yes, which level?



Rep league	89	42%
House league	76	36%

If yes, which division?